

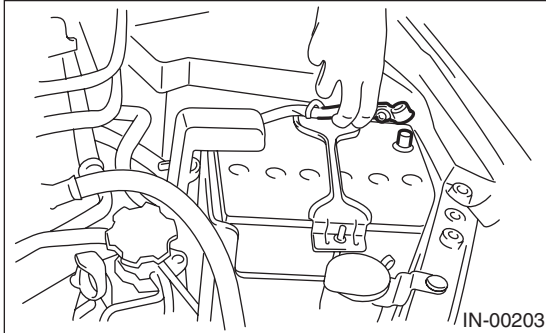
# Crankshaft Position Sensor

FUEL INJECTION (FUEL SYSTEMS)


## 5. Crankshaft Position Sensor

### A: REMOVAL

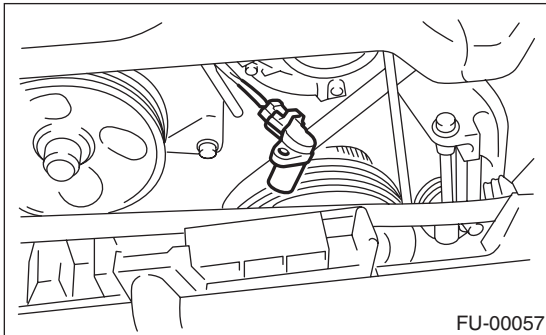
- 1) Remove the collector cover.
- 2) Disconnect the ground cable from battery.



- 3) Remove the generator. <Ref. to SC(H4SO)-21, REMOVAL, Generator.>
- 4) Remove the bolt which installs crankshaft position sensor to cylinder block.



- 5) Remove the crankshaft position sensor, and then disconnect the connector from it.



### B: INSTALLATION

Install in the reverse order of removal.

**Tightening torque:**

**T: 6.4 N·m (0.65 kgf·m, 4.7 ft·lb)**

