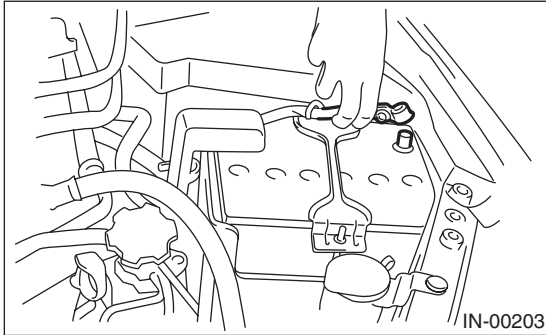


20. Fuel Pump Control Unit

A: REMOVAL

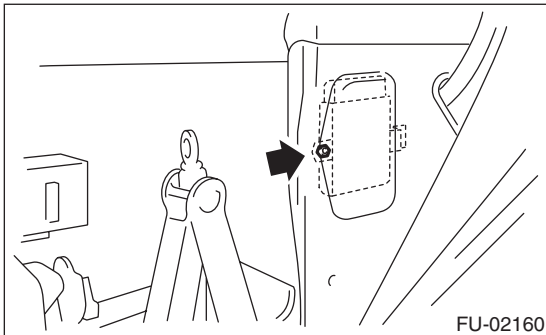
1) Disconnect the ground cable from battery.



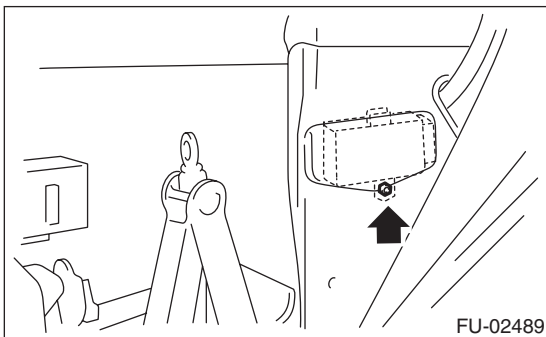
2) Remove the rear quarter trim. <Ref. to EI-61, REMOVAL, Rear Quarter Trim.>

3) Remove the fuel pump control unit.

- Wagon model



- Sedan model



4) Disconnect the connector from fuel pump control unit.

B: INSTALLATION

Install in the reverse order of removal.

Tightening torque:

5 N·m (0.5 kgf·m, 3.7 ft·lb)