

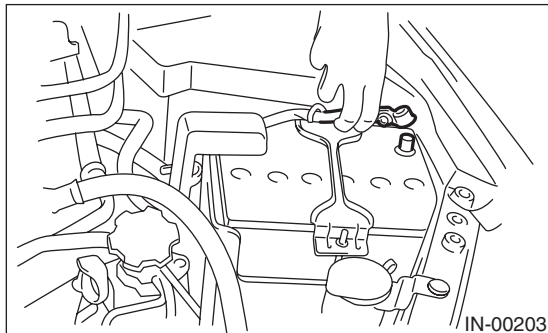
Camshaft Position Sensor

FUEL INJECTION (FUEL SYSTEMS)


6. Camshaft Position Sensor

A: REMOVAL

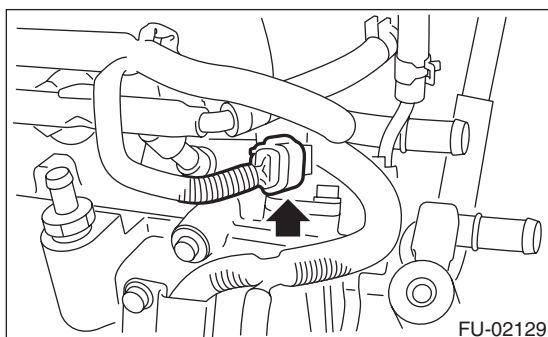
- 1) Remove the collector cover.
- 2) Disconnect the ground cable from battery.



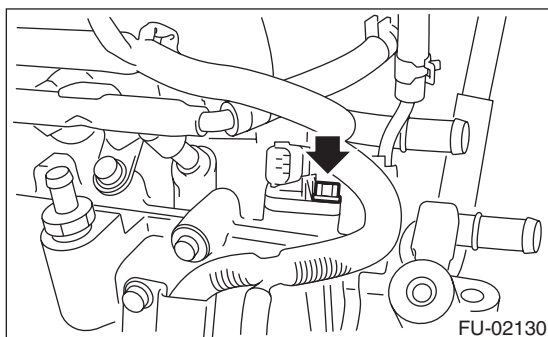
- 3) Remove the generator harness from fuel pipe protector LH.
- 4) Remove the fuel pipe protector LH.



- 5) Disconnect the connector from camshaft position sensor LH.



- 6) Remove the camshaft position sensor LH.



- 7) Remove the camshaft position sensor RH in the same procedure as LH.

B: INSTALLATION

Install in the reverse order of removal.

Tightening torque:

Camshaft position sensor

6.4 N·m (0.65 kgf-m, 4.7 ft-lb)

Fuel pipe protector

19 N·m (1.9 kgf-m, 14 ft-lb)