

## 56.Engine Wiring Harness and Transmission Cord

### A: LOCATION

#### 1. 2.5 L NON-TURBO MODEL

| Connector |      |            |      | Connecting to |  |
|-----------|------|------------|------|---------------|--|
| No.       | Pole | Color      | Area | No.           | Description  |
| E2        | 54   | Black      | A-2  | B21           | Bulkhead wiring harness                              |
| E4        | 2    | Black      | A-2  |               | CPC Solenoid   |
| E5        | 2    | Light gray | B-1  |               | Fuel injector No. 1                                  |
| E6        | 2    | Light gray | A-2  |               | Fuel injector No. 3                                  |
| E8        | 2    | Black      | B-2  |               | Engine coolant temperature sensor                    |
| E10       | 2    | Light gray | B-3  |               | Crankshaft position sensor                           |
| E11       | 1    | ★          | B-2  |               | Oil pressure switch                                  |
| E12       | 4    | Dark gray  | A-2  |               | Ignition coil and ignitor assembly                   |
| E14       | 2    | Gray       | B-4  |               | Knock sensor 1                                       |
| E15       | 2    | Gray       | B-4  |               | Camshaft position sensor                             |
| E16       | 2    | Light gray | B-4  |               | Fuel injector No. 2                                  |
| E17       | 2    | Light gray | B-4  |               | Fuel injector No. 4                                  |
| E18       | 6    | Dark gray  | B-4  |               | EGR solenoid valve                                   |
| E19       | 1    | ★          | B-2  |               | Power steering oil pressure switch                   |
| E21       | 3    | Black      | A-3  |               | Manifold absolute pressure sensor                    |
| E22       | 6    | Dark gray  | A-1  |               | Front oxygen (A/F) sensor                            |
| E23       | 4    | Dark gray  | A-1  |               | Rear oxygen sensor                                   |
| E48       | 2    | Blue       | A-4  |               | Knock sensor 2                                       |
| E57       | 6    | Black      | A-3  |               | Electronic throttle control                          |
| E61       | 2    | Dark gray  | A-4  |               | Blow-by hose diagnosis (PCV)                         |
| E67       | 2    | Blue       | A-2  |               | Intake VVL solenoid RH                               |
| E68       | 2    | Blue       | B-5  |               | Intake VVL solenoid LH                               |
| E71       | 1    | Gray       | A-3  |               | Variable valve lift diagnosis oil pressure switch RH |
| E72       | 1    | Gray       | B-5  |               | Variable valve lift diagnosis oil pressure switch LH |
| E75       | 2    | Black      | B-3  |               | Oil temperature sensor                               |

★ : White or natural color

#### AT model

| Connector |      |       |      | Connecting to |                         |
|-----------|------|-------|------|---------------|-------------------------|
| No.       | Pole | Color | Area | No.           | Description             |
| T3        | 12   | Black | D-3  | B12           | Bulkhead wiring harness |
| T4        | 20   | Gray  | D-4  | B11           |                         |
| T7        | 12   | Black | D-5  |               | Inhibitor switch        |

★ : White or natural color

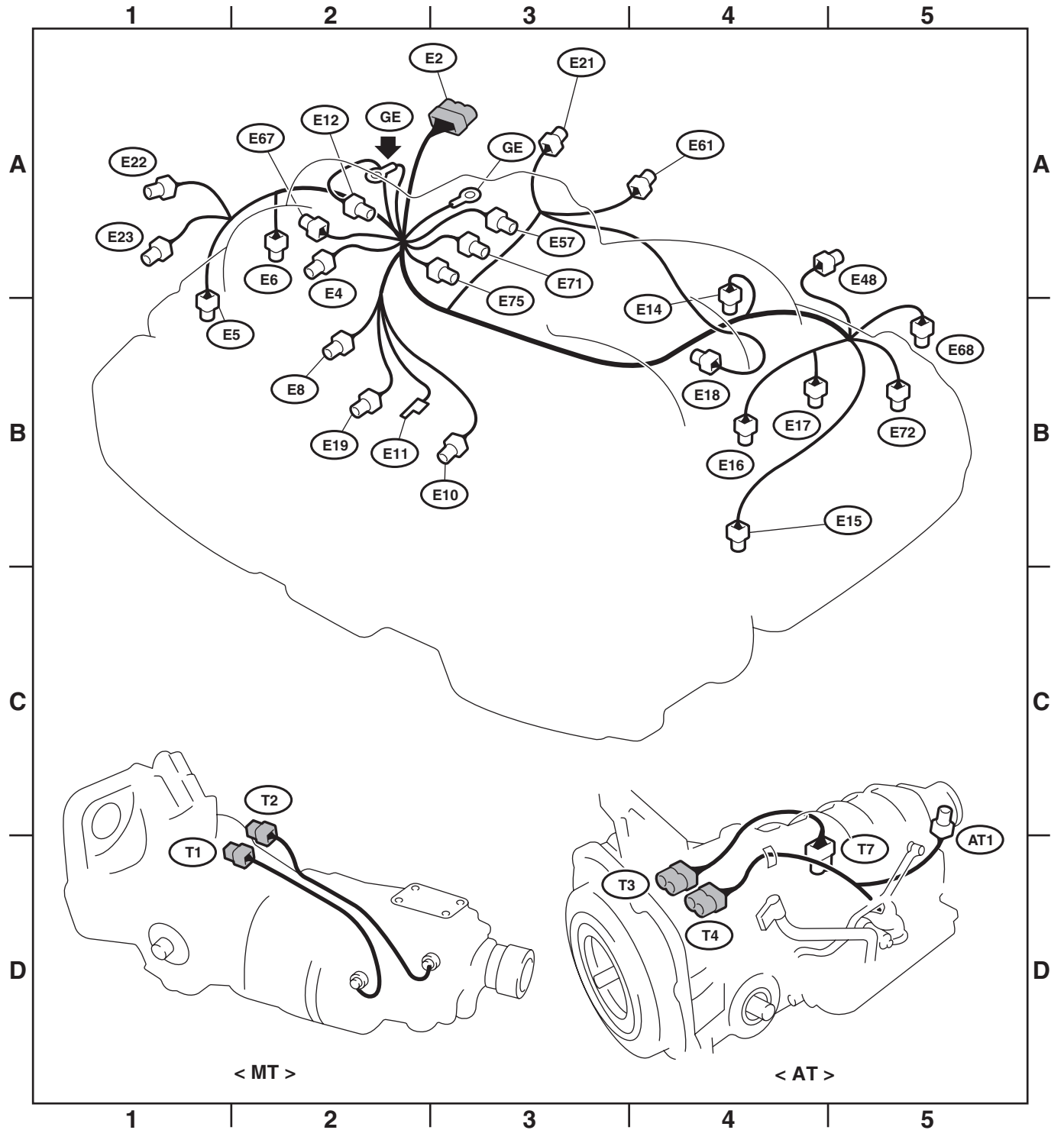
# Engine Wiring Harness and Transmission Cord

## WIRING SYSTEM

### MT model

| Connector |      |       |      | Connecting to |                         |
|-----------|------|-------|------|---------------|-------------------------|
| No.       | Pole | Color | Area | No.           | Description             |
| T1        | 2    | Gray  | D-1  | B24           | Bulkhead wiring harness |
| T2        | 2    | Brown | C-2  | B25           |                         |

★ : White or natural color



WI-09850

# Engine Wiring Harness and Transmission Cord

WIRING SYSTEM

## 2. TURBO MODEL

| Connector |      |            |      | Connecting to |   |
|-----------|------|------------|------|---------------|---|
| No.       | Pole | Color      | Area | No.           | Description                               |
| E1        | 16   | Brown      | A-2  | B20           | Bulkhead wiring harness                   |
| E2        | 54   | Black      | B-5  | B21           |   |
| E4        | 2    | Black      | B-2  |               | CPC Solenoid                              |
| E5        | 2    | Light gray | B-1  |               | Fuel injector No. 1                       |
| E6        | 2    | Black      | A-1  |               | Fuel injector No. 3                       |
| E8        | 2    | Black      | B-2  |               | Engine coolant temperature sensor         |
| E10       | 2    | Light gray | B-3  |               | Crankshaft position sensor                |
| E11       | 1    | ★          | B-2  |               | Oil pressure switch                       |
| E14       | 2    | Brown      | B-3  |               | Knock sensor                              |
| E16       | 2    | Light gray | B-4  |               | Fuel injector No. 2                       |
| E17       | 2    | Black      | B-5  |               | Fuel injector No. 4                       |
| E19       | 1    | ★          | B-2  |               | Power steering oil pressure switch        |
| E21       | 3    | Black      | A-3  |               | Manifold absolute pressure sensor         |
| E31       | 3    | ★          | A-2  |               | Ignition coil No. 1                       |
| E32       | 3    | ★          | B-4  |               | Ignition coil No. 2                       |
| E33       | 3    | Black      | A-2  |               | Ignition coil No. 3                       |
| E34       | 3    | Black      | B-4  |               | Ignition coil No. 4                       |
| E35       | 3    | Light gray | A-4  |               | Intake camshaft position sensor LH        |
| E36       | 3    | Light gray | A-2  |               | Intake camshaft position sensor RH        |
| E37       | 2    | Blue       | B-3  |               | Intake oil flow control solenoid valve LH |
| E38       | 2    | Blue       | B-1  |               | Intake oil flow control solenoid valve RH |
| E50       | 3    | Black      | B-4  |               | TGV angle sensor LH                       |
| E51       | 2    | Black      | B-4  |               | TGV LH                                    |
| E54       | 3    | Black      | A-2  |               | TGV angle sensor RH                       |
| E55       | 2    | Black      | A-1  |               | TGV RH                                    |
| E61       | 2    | Gray       | B-3  |               | Blow-by hose diagnosis (PCV)              |
| E57       | 6    | Black      | A-3  |               | Electronic throttle control               |
| E64       | 2    | Blue       | A-3  |               | Wastegate control solenoid                |

★ : White or natural color

## AT model

| Connector |      |           |      | Connecting to |                         |
|-----------|------|-----------|------|---------------|-------------------------|
| No.       | Pole | Color     | Area | No.           | Description             |
| T3        | 8    | Brown     | D-4  | B12           | Bulkhead wiring harness |
| T4        | 20   | Gray      | D-4  | B11           |                         |
| T5        | 4    | Green     | C-3  | B19           |                         |
| T6        | 4    | Dark gray | D-5  |               | Rear oxygen sensor      |

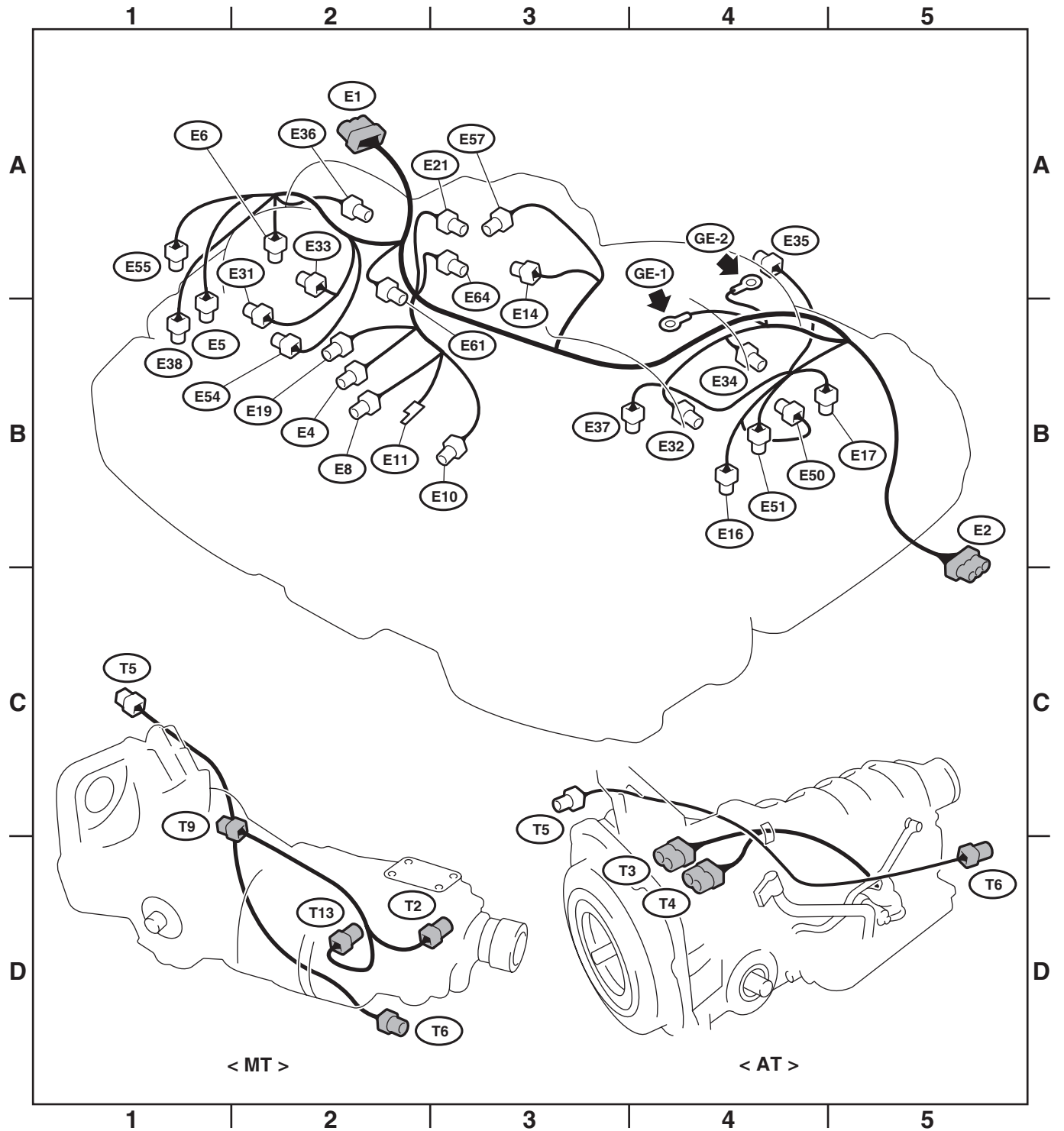
★ : White or natural color

# Engine Wiring Harness and Transmission Cord

## WIRING SYSTEM

### MT model

| Connector |      |           |      | Connecting to |                         |
|-----------|------|-----------|------|---------------|-------------------------|
| No.       | Pole | Color     | Area | No.           | Description             |
| T2        | 2    | Brown     | D-3  |               | Neutral switch          |
| T5        | 4    | Green     | C-1  | B19           | Bulkhead wiring harness |
| T6        | 4    | Dark gray | D-3  |               | Rear oxygen sensor      |
| T9        | 4    | Gray      | C-1  | B128          | Bulkhead wiring harness |
| T13       | 2    | Gray      | D-2  |               | Back-up light switch    |



WI-09851

# Engine Wiring Harness and Transmission Cord

WIRING SYSTEM

## 3. 3.0 L MODEL

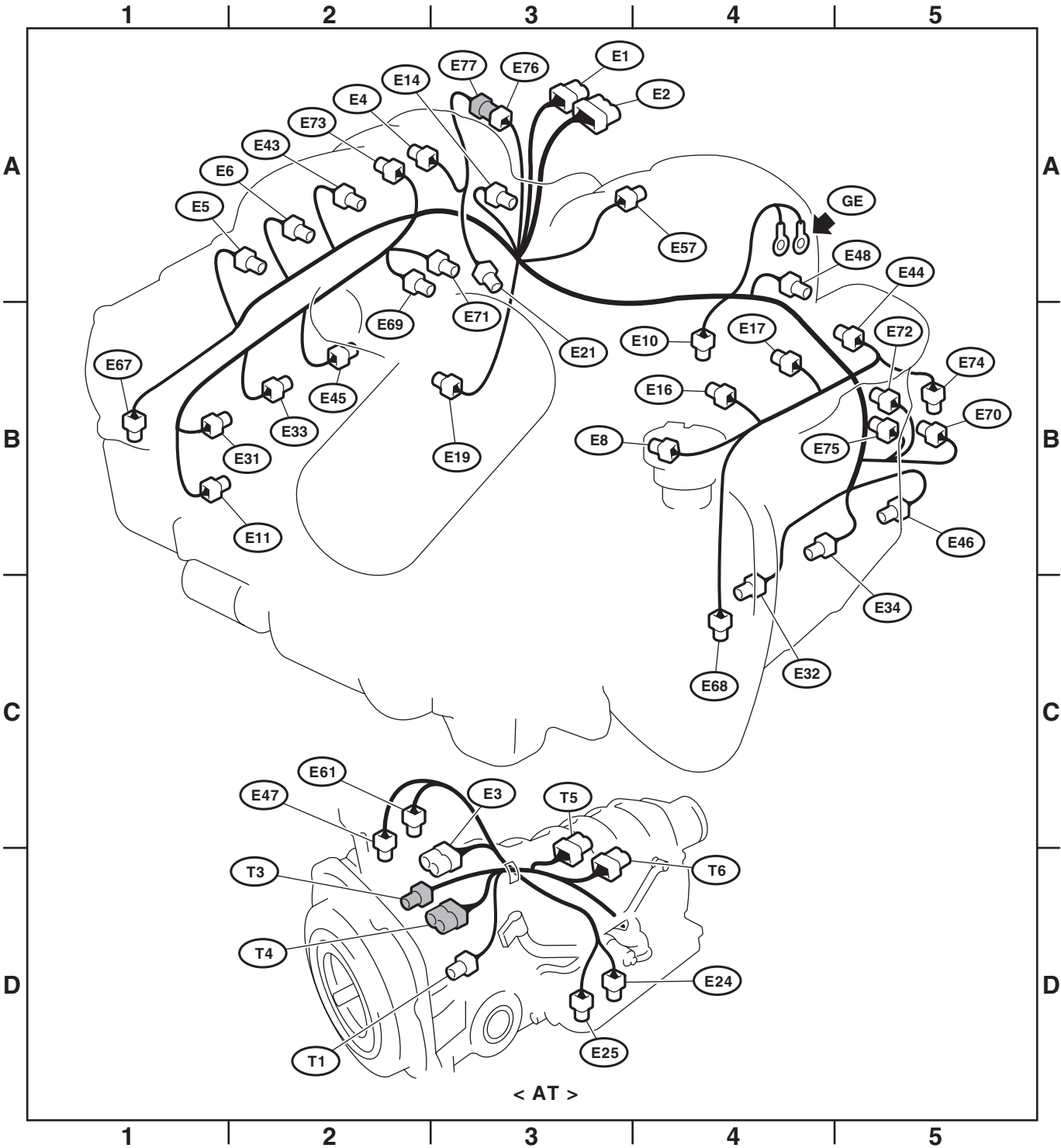
| Connector |      |            |      | Connecting to |  |
|-----------|------|------------|------|---------------|--|
| No.       | Pole | Color      | Area | No.           | Description  |
| E1        | 16   | Brown      | A-3  | B20           | Bulkhead wiring harness                              |
| E2        | 54   | Black      | A-3  | B21           |  |
| E4        | 2    | Blue       | A-2  |               | CPC Solenoid   |
| E5        | 2    | Dark gray  | A-1  |               | Fuel injector No. 1                                  |
| E6        | 2    | Dark gray  | A-2  |               | Fuel injector No. 3                                  |
| E8        | 2    | Black      | B-4  |               | Engine coolant temperature sensor                    |
| E10       | 2    | Light gray | B-3  |               | Crankshaft position sensor                           |
| E11       | 1    | ★          | B-2  |               | Oil pressure switch                                  |
| E14       | 2    | Blue       | A-2  |               | Knock sensor 1                                       |
| E16       | 2    | Dark gray  | B-4  |               | Fuel injector No. 2                                  |
| E17       | 2    | Dark gray  | B-4  |               | Fuel injector No. 4                                  |
| E19       | 1    | ★          | B-3  |               | Power steering oil pressure switch                   |
| E21       | 3    | Black      | A-3  |               | Intake manifold pressure sensor                      |
| E24       | 4    | Light gray | D-3  |               | Front oxygen (A/F) sensor LH                         |
| E25       | 4    | Light gray | D-3  |               | Rear oxygen sensor LH                                |
| E31       | 3    | Black      | B-2  |               | Ignition coil No. 1                                  |
| E32       | 3    | Black      | C-4  |               | Ignition coil No. 2                                  |
| E33       | 3    | ★          | B-2  |               | Ignition coil No. 3                                  |
| E34       | 3    | ★          | C-5  |               | Ignition coil No. 4                                  |
| E43       | 2    | Dark gray  | A-2  |               | Fuel injector No. 5                                  |
| E44       | 2    | Dark gray  | A-5  |               | Fuel injector No. 6                                  |
| E45       | 3    | Black      | B-2  |               | Ignition coil No. 5                                  |
| E46       | 3    | Black      | B-5  |               | Ignition coil No. 6                                  |
| E47       | 4    | Dark gray  | D-2  |               | Front oxygen (A/F) sensor RH                         |
| E48       | 2    | Blue       | A-5  |               | Knock sensor 2                                       |
| E57       | 6    | Black      | A-4  |               | Electronic throttle control                          |
| E61       | 4    | Dark gray  | D-2  |               | Rear oxygen sensor RH                                |
| E67       | 2    | Black      | B-1  |               | Intake oil flow control solenoid valve RH            |
| E68       | 2    | Black      | C-4  |               | Intake oil flow control solenoid valve LH            |
| E69       | 2    | Blue       | B-2  |               | Oil switching solenoid valve RH                      |
| E70       | 2    | Blue       | B-5  |               | Oil switching solenoid valve LH                      |
| E71       | 1    | ★          | A-3  |               | Variable valve lift diagnosis oil pressure switch RH |
| E72       | 1    | ★          | B-5  |               | Variable valve lift diagnosis oil pressure switch LH |
| E73       | 3    | Gray       | A-2  |               | Camshaft position sensor RH                          |
| E74       | 3    | Gray       | B-5  |               | Camshaft position sensor LH                          |
| E75       | 2    | Black      | B-5  |               | Oil temperature sensor                               |
| E76       | 6    | Dark gray  | A-3  | E77           | Engine harness                                       |
| E77       | 6    | Dark gray  | A-3  | E76           |  |

★ : White or natural color

| Connector |      |       |      | Connecting to |   |
|-----------|------|-------|------|---------------|---|
| No.       | Pole | Color | Area | No.           | Description                             |
| T1        | 3    | Black | D-3  |               | Torque converter turbine speed sensor 1 |
| T3        | 8    | Black | D-2  | B12           | Bulkhead wiring harness                 |
| T4        | 20   | Gray  | D-2  | B11           |   |
| T5        | 16   | Green | D-3  |               | Control valve assembly                  |
| T6        | 12   | Green | D-3  |               |   |

# Engine Wiring Harness and Transmission Cord

WIRING SYSTEM



WI-09852